




INVACARE® TOP END®  
**FORCE™ RX**  
HANDCYCLE



The **Invacare® Top End® Force™ RX Handcycle** with adjustable carbon fiber back is the latest competitive handcycle in the Invacare® Top End® Force™ Series. The Force RX Handcycle combines the hypersonic speed of the Invacare® Top End® Force™ X Handcycle design with the adjustability of the Invacare® Top End® Force™ R Handcycle in a lightweight aerodynamic package. The 7005 aluminum heat treated frame is fabricated with slick one piece side frames, plus there are multiple enhancements to allow a more reclined position without interferences. The custom reclined frame with adjustable feather weight carbon fiber back is ultra-light and super stiff. The Force RX Handcycle is a completely customized racing machine which includes a SRAM®X9 30 speed drive train, or you can upgrade to top-of-the-line SRAM XX or Rival Shifters. Are you ready to force the pace? Get the new Invacare Top End Force RX Handcycle!

---

## Features


7005 aluminum aerodynamic frame  
Adjustable Carbon fiber back  
7005 aluminum aerodynamic fork  
Adjustable height crank housing  
Breathable mesh upholstery  
Seat and back cushions  
Multi-position adjustable footrest  
Tapered aluminum crank arms  
Frictionless pedal bearings  
Aluminum ergonomic hand pedals

SRAM® X9 30 speed drive train  
Chainrings: 48-39-24  
Cassettes: SRAM 11-34  
Cane Creek SCR-3 Caliper Brake  
Fork mounted locking second brake  
Steering dampener  
26" high performance wheels  
Reflectors  
High pressure clincher tires  
0° or 3° of camber

Threaded axles  
Drafting bumper  
Parking brake  
Positioning straps  
Safety flag  
Carbon fiber chain guard  
9 paint choices  
Reflective stickers  
250 lb. weight capacity

---

## Model # FRCRXA



1. Derailleur post non-locking second brake is a no charge option
2. Sleek new drop outs are slim, lightweight and aerodynamic
3. Carbon Fiber chain guard looks great and keeps you safe

---

## Upgrades and Options

Carbon fiber wheels  
20" rear wheel option  
Component upgrades: SRAM XX or Rival Shifters  
Fork mounted or handle mounted  
SRAM Cassette: 11-28  
Chainrings: 53-39-28 or Compact 110  
Disk brakes  
Quad cuff power plates  
Double Tap elbow shifting and braking system

Continental® Grand Prix high pressure clincher tires  
Continental Sprinter tubular tires  
Bike Jersey  
SRAM® Training system  
Travel bags  
Safety options and hydration systems

See order form for complete details

---

## Features



1. The totally adjustable featherweight carbon fiber back is as lightweight as the fixed welded back, allowing athletes the ability to find their most aerodynamic and powerful position for the course, whether it is a road race, time trial or triathlon.

The bolt-on adjustable headrest cradles the cervical spine and is adjustable in height and angle for a perfect fit. The carbon fiber back is covered with a breathable mesh material that is both lightweight and durable.



2. Choose from 3 fork styles:

The fixed length/vertical height adjustment fork is standard. This fork features the best of both worlds – a super stiff fork and height adjustments so you can get the clearance you need and keep the crank height as aerodynamic as possible.

The fixed height fork is optional and the stiffest, but it is not adjustable in any way. Measurements are required, so it is best to have this dialed in before you go for this style (shown).

The diagonal and vertical height adjustment fork is optional and will give you the most adjustability, especially with the welded back, but it is not as stiff as the other two styles.



3. The SRAM® X9 30 speed drive train, trigger shifter and brake mounted on the right handpedal is standard. This allows for hands-on shifting and braking right at your fingertips.

The ovalized aluminum ergonomic hand pedals are available in 3 sizes: small, medium or large perfect fit. They are offered in 15° or 25° angles.

The power plate option (shown) allows full contact through the entire pedal stroke, especially the push phase.

The standard front wheel cassette is SRAM 11-34, perfect for hilly terrain. You can get a SRAM 11-28 which delivers the closer gears preferred by elite athletes, but it is less of a fit for climbing.




4. Component upgrades are also available:

SRAM double tap 10 speed Rival fork mounted shifter and brake (shown). To use this system you need to have your arms in a position "ready" to brake as the brake is not located on the handpedal, but it does eliminate the shifter and brake cables. With this system you can have a second brake mounted on the left handle, or a fork mounted one-handed locking brake or derailleur post non-locking brake (shown in picture 1 on page 2).

SRAM XX 10 speed right handle mounted shifter and Pro Force brake lever deliver hands-on shifting and braking just the same as the SRAM X9.



5. The redesigned curved monocoque front triangle is super strong and looks terrific. This new design allows the athlete to get closer to the front wheel which translates to a lighter and stiffer fork because it is shorter. Plus, it allows for more body clearance so the athlete can get lower and obtain a more streamlined position.



6. Wheel choices: The 26" High Performance 36 spoked wheels with threaded axles are standard and equipped with high performance clincher tires and tubes. (Not shown)

A set of carbon fiber wheels will definitely upgrade your ride because they are stiffer, lighter and more aerodynamic.

The Top End Rim Upgrade (shown) has a carbon composite rim and stainless spokes: 24 front and 20 rear. These wheels require tubular tires.

The Top End/Spinergy Rim Upgrade has a carbon/graphite composite rim and requires tubular tires.

The Time Trial Package includes the 26" Top End Carbon Rim front wheel and a pair of 26" Zipp Discs on the rear. These are for use in the time trial competition only and are not legal for road racing.

**Invacare Corporation**  
www.invacare.com

**USA**

One Invacare Way  
Elyria, Ohio  
44035-4190  
(800) 333-6900

**Canada**

570 Matheson Blvd. E.,  
Unit 8  
Mississauga, Ontario  
L4Z 4G4 Canada  
(800) 668-5324

**Top End**

www.topendwheelchair.com  
Sports and Recreation Products  
4501 63rd Circle North  
Pinellas Park, Florida  
33781-5914  
(727) 522-8677  
(800) 532-8677  
Fax: (727) 522-1007

©2014

Invacare Corporation.  
All rights reserved.  
Trademarks are identified by the symbols ™ and ®. All trademarks are owned by or licensed to Invacare Corporation unless otherwise noted.  
Specifications are subject to change without notification.  
SRM is a registered trademark of SRM Service Center Inc. USA. SRAM is a registered trademark of SRAM Corp. Continental Tire Corp. Rotor is a registered trademark of Rotor Components, LLC.  
Form No. 12-452  
Rev. 02/14  
140191



7. Options for cyclists with limited hand function are the Double Tap Frame Mounted Shifters which are positioned so that the right shifter operates lower derailleur and the left operates upper chainrings by using your elbows. Add the Elbow Activated Frame Mounted Brake and you are good to stop and go! A disk brake is recommended for added safety and "stoppability".



8. The quad cuff power plate handpedals feature an adjustable quad cuff to accommodate various hand sizes and positions. There is a detachable strap that fastens to the quad cuff if needed. The lower power plate will help you power through your stroke on the downstroke and the upper power plate will do the same on the upstroke. Most athletes customize their handpedals once they start riding by adding bicycle handlebar tape to optimize their pedal power.

