

THE KSL



Kunde/HMS:
 Kontaktperson:
 Adresse:
 Telefon:
 Mailadresse:
 Bestillingnr./SF nr:



POST 1
 HMS nr: 226214



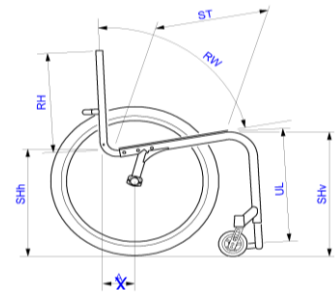
Maks brukervekt: 100 kg

- Please make your selection with a cross in the box
- Standard feature

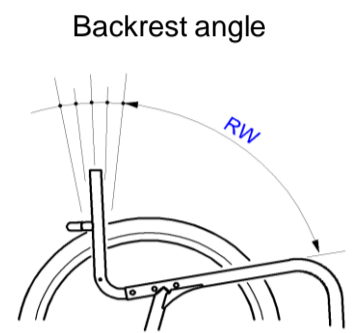
Manual Wheelchair

JULY 2016

CODE	DESCRIPTION	
<input checked="" type="checkbox"/> DDX0085	The KSL	
MYKÜSCHALL		
<input type="checkbox"/> DDX0000	MYküsichall special construction	Fill in all information at the end of this document
BASE MODEL WITH BACKREST		
<input checked="" type="checkbox"/> DDX0020	The KSL with fixed backrest	
<input type="checkbox"/> DDX0024	The KSL with foldable backrest angle adjustable	
FRAME		
FRAME ANGLE		
<input checked="" type="checkbox"/> DDX0221	Frame angle 75° to the ground V	
<input type="checkbox"/> DDX0285	Frame angle 75° to the ground - tapered front frame U innsvingt	
<input type="checkbox"/> DDX0222	Frame angle 90° to the ground V	Not possible with 5" front wheels
<input type="checkbox"/> DDX0290	Frame angle 90° to the ground - tapered front frame U innsvingt	Not possible with 5" front wheels
SEAT WIDTH (SB)		
Please see appendix at the end of this document		
<input type="checkbox"/> DDX0124	SB 340 mm	Not possible with Matrx backrests and cushions
<input type="checkbox"/> DDX0126	SB 360 mm	
<input type="checkbox"/> DDX0128	SB 380 mm	
<input type="checkbox"/> DDX0130	SB 400 mm	
<input type="checkbox"/> DDX0132	SB 420 mm	
<input type="checkbox"/> DDX0134	SB 440 mm	
SEAT DEPTH (ST)		
<input type="checkbox"/> DDX0414	ST 385 mm	Not possible for Matrx cushions (DDX0662/0663)
<input type="checkbox"/> DDX0417	ST 410 mm	
<input type="checkbox"/> DDX0420	ST 435 mm	
<input type="checkbox"/> DDX0423	ST 460 mm	
<input type="checkbox"/> DDX0426	ST 485 mm	
BACKREST HEIGHT (RH)		
Not possible with Matrx backrests (DDX0753/0754/0755)		
<input type="checkbox"/> DDX0548	RH 270 mm	Not possible with light back upholstery (DDX0721)
<input type="checkbox"/> DDX0580	RH 285 mm	Not possible with light back upholstery (DDX0721)
<input type="checkbox"/> DDX0550	RH 300 mm	
<input type="checkbox"/> DDX0503	RH 315 mm	
<input type="checkbox"/> DDX0506	RH 330 mm	
<input type="checkbox"/> DDX0509	RH 345 mm	
<input type="checkbox"/> DDX0512	RH 360 mm	
<input type="checkbox"/> DDX0514	RH 375 mm	
<input type="checkbox"/> DDX0516	RH 390 mm	
<input type="checkbox"/> DDX0518	RH 405 mm	
<input type="checkbox"/> DDX0520	RH 420 mm	
FRONT SEAT-TO-FLOOR HEIGHT (SHv)		
<input type="checkbox"/> DDX0847	SHv 450 mm	Only with 24" rear wheels (DDX0902)
<input type="checkbox"/> DDX0848	SHv 460 mm	
<input type="checkbox"/> DDX0849	SHv 470 mm	
<input type="checkbox"/> DDX0850	SHv 480 mm	
<input type="checkbox"/> DDX0851	SHv 490 mm	
<input checked="" type="checkbox"/> DDX0852	SHv 500 mm	
<input type="checkbox"/> DDX0853	SHv 510 mm	
<input type="checkbox"/> DDX0854	SHv 520 mm	
<input type="checkbox"/> DDX0855	SHv 530 mm	Only with 25" rear wheels (DDX0925)
REAR SEAT-TO-FLOOR HEIGHT (SHh)		
SHh = "SHv-100 mm" to "SHv-20 mm"		
<input type="checkbox"/> DDX0945	SHh 400 mm	Only with 24" rear wheels (DDX0902)
<input type="checkbox"/> DDX0946	SHh 410 mm	
<input type="checkbox"/> DDX0947	SHh 420 mm	
<input checked="" type="checkbox"/> DDX0948	SHh 430 mm	
<input type="checkbox"/> DDX0949	SHh 440 mm	
<input type="checkbox"/> DDX0950	SHh 450 mm	
<input type="checkbox"/> DDX0951	SHh 460 mm	
<input type="checkbox"/> DDX0952	SHh 470 mm	
<input type="checkbox"/> DDX0953	SHh 480 mm	



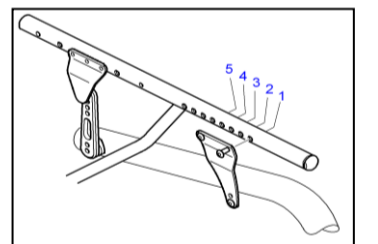
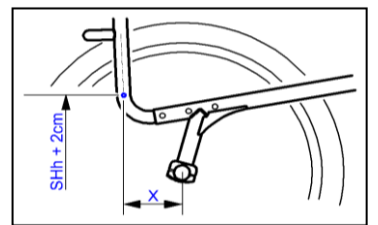
KNEE TO-HEEL LENGTH (UL)		75° frame: UL = "SHv-100 mm" to "SHv-30 mm"
		90° frame: UL = "SHv-80 mm to "SHv-40 mm"
<input type="checkbox"/>	DDX1676	UL 350 mm
<input type="checkbox"/>	DDX1677	UL 360 mm
<input type="checkbox"/>	DDX1678	UL 370 mm
<input type="checkbox"/>	DDX1679	UL 380 mm
<input type="checkbox"/>	DDX1680	UL 390 mm
<input type="checkbox"/>	DDX1681	UL 400 mm
<input type="checkbox"/>	DDX1682	UL 410 mm
<input type="checkbox"/>	DDX1683	UL 420 mm
<input checked="" type="checkbox"/>	DDX1684	UL 430 mm
<input type="checkbox"/>	DDX1685	UL 440 mm
<input type="checkbox"/>	DDX1686	UL 450 mm
<input type="checkbox"/>	DDX1687	UL 460 mm
<input type="checkbox"/>	DDX1688	UL 470 mm
<input type="checkbox"/>	DDX1689	UL 480 mm
<input type="checkbox"/>	DDX1690	UL 490 mm
<input type="checkbox"/>	DDX1691	UL 500 mm
BACKREST		
BACK TUBE OPTION		
<input checked="" type="checkbox"/>	DDX0736	Fixed backrest in frame colour
<input type="checkbox"/>	DDX0734	Foldable backrest angle adjustable, black
BACK UPHOLSTERY		
Not possible with Matrx backrests (DDX0753/0754/0755)		
<input type="checkbox"/>	DDX0700	Standard upholstery
<input type="checkbox"/>	DDX0721	Light back upholstery
Not possible with RH 270-285 mm (DDX0548/0580)		
<input checked="" type="checkbox"/>	DDX0722	Tension velcro adjustable back black/grey
<input type="checkbox"/>	DDX0735	Aero back, tension adjustable
MATRIX BACKRESTS		
Not possible with back upholstery (DDX0700/0721/0722/0735)		
Only possible without (DDX0750) or height adjustable integrated push handles (DDX0733)		
Height refers to actual height of the Matrx backrest		
<input type="checkbox"/>	DDX0753	Matrx MX1, height 230 mm with dual mount quick release
Not possible with SB 340 mm (DDX0124)		
<input type="checkbox"/>	DDX0754	Matrx MX1, height 310 mm with dual mount quick release
Not possible with SB 340 mm (DDX0124)		
<input type="checkbox"/>	DDX0755	Matrx MX1, height 410 mm with dual mount quick release
Not possible with SB 340 mm (DDX0124)		
PUSH HANDLES		
<input checked="" type="checkbox"/>	DDX0750	Without push handles
<input type="checkbox"/>	DDX0751	Push handles fixed, short
Not possible with Matrx backrests (DDX0753/0754/0755)		
<input type="checkbox"/>	DDX0702	Push handles fixed, long
Not possible with Matrx backrests (DDX0753/0754/0755)		
<input type="checkbox"/>	DDX0704	Push handles foldable
Not possible with Matrx backrests (DDX0753/0754/0755)		
<input type="checkbox"/>	DDX0733	Height adjustable, integrated
Only possible with Matrx backrests		
BACKREST ANGLE (RW)		
<input type="checkbox"/>	DDX0707	74° angle from the seat
<input type="checkbox"/>	DDX0718	78° angle from the seat
<input checked="" type="checkbox"/>	DDX0709	82° angle from the seat
<input type="checkbox"/>	DDX0719	86° angle from the seat
<input type="checkbox"/>	DDX0711	90° angle from the seat
SEATING		
SEAT UPHOLSTERY		
<input type="checkbox"/>	DDX0610	Standard
<input checked="" type="checkbox"/>	DDX0615	Light seat upholstery
CUSHION		
<input type="checkbox"/>	DDX0600	Standard seat cushion, 60 mm double foam with visco top
<input type="checkbox"/>	DDX0662	Matrx Libra cushion
Not possible with ST385mm (DDX0414); SB340mm (DDX0124); SB360mm only possible with ST410/435mm		
<input type="checkbox"/>	DDX0663	Matrx Vi cushion
Not possible with ST385mm (DDX0414); SB340mm (DDX0124); SB360mm only possible with ST410/435mm		
SIDE GUARDS		
<input checked="" type="checkbox"/>	DDX1400	Carbon clothes-guards fixed
<input type="checkbox"/>	DDX1405	Carbon mud guards fixed
FOOTREST		
FOOTREST TYPE (TUBE / PLATE)		
<input type="checkbox"/>	DDX1508	Footrest tube aluminum
Not possible with carbon footplate, angle adjustable (DDX1570)		
<input checked="" type="checkbox"/>	DDX1509	Footrest tube titanium
Not possible with carbon footplate, angle adjustable (DDX1570)		
<input type="checkbox"/>	DDX1570	Carbon footplate, angle adjustable
FOOTREST COVER		
<input type="checkbox"/>	DDX1513	Footrest cover
COLOURS		
FRAME COLOUR		
<input type="checkbox"/>	DDX0300	Glossy black
<input type="checkbox"/>	DDX0303	Royal red
<input checked="" type="checkbox"/>	DDX0314	Black matt
<input type="checkbox"/>	DDX0315	Silver grey
<input type="checkbox"/>	DDX0354	Night shimmer
<input type="checkbox"/>	DDX0356	Ivory white
<input type="checkbox"/>	DDX0358	Smokey grey
<input type="checkbox"/>	DDX0359	Flashy yellow
<input type="checkbox"/>	DDX0365	Mercury blue
<input type="checkbox"/>	DDX0366	Dynamite orange
<input type="checkbox"/>	DDX0367	Atomic violet
<input type="checkbox"/>	DDX0368	Nitro pink



COLOUR POWER SET (CPS)		Small shade differences are possible	
<input type="checkbox"/>	DDX0338	CPS chrome	
<input type="checkbox"/>	DDX0330	CPS techno-anthracite	
<input type="checkbox"/>	DDX0329	CPS comet red	
<input type="checkbox"/>	DDX0337	CPS copper glaze	
<input type="checkbox"/>	DDX0339	CPS champagne	
<input type="checkbox"/>	DDX0334	CPS b-blue	
<input type="checkbox"/>	DDX0336	CPS artic blue	
<input type="checkbox"/>	DDX0340	CPS olive	
FRONT WHEEL			
<input type="checkbox"/>	DDX0800	3" Supersport	
<input type="checkbox"/>	DDX0824	4" Skater wheel	
<input type="checkbox"/>	DDX0801	4" Everyday wheel black rubber	
<input type="checkbox"/>	DDX0860	4" Comfort wheel with black rubber	
◆	DDX0809	4" Starec black	
<input type="checkbox"/>	DDX0861	4" Starec chrome	
<input type="checkbox"/>	DDX0803	4" Starec techno anthracite	
<input type="checkbox"/>	DDX0808	4" Starec comet red	
<input type="checkbox"/>	DDX0830	4" Starec copper glaze	
<input type="checkbox"/>	DDX0825	4" Starec champagne	
<input type="checkbox"/>	DDX0807	4" Starec b-blue	
<input type="checkbox"/>	DDX0831	4" Starec artic blue	
<input type="checkbox"/>	DDX0826	4" Starec olive	
<input type="checkbox"/>	DDX0810	5" Light wheel with black rubber	Not possible with 90° front frame (DDX0222/0290)
<input type="checkbox"/>	DDX0863	5" Comfort wheel black rubber	Not possible with 90° front frame (DDX0222/0290)
<input type="checkbox"/>	DDX0819	5" Starec black	Not possible with 90° front frame (DDX0222/0290)
<input type="checkbox"/>	DDX0862	5" Starec chrome	Not possible with 90° front frame (DDX0222/0290)
<input type="checkbox"/>	DDX0813	5" Starec techno anthracite	Not possible with 90° front frame (DDX0222/0290)
<input type="checkbox"/>	DDX0818	5" Starec comet red	Not possible with 90° front frame (DDX0222/0290)
<input type="checkbox"/>	DDX0833	5" Starec copper glaze	Not possible with 90° front frame (DDX0222/0290)
<input type="checkbox"/>	DDX0827	5" Starec champagne	Not possible with 90° front frame (DDX0222/0290)
<input type="checkbox"/>	DDX0817	5" Starec b-blue	Not possible with 90° front frame (DDX0222/0290)
<input type="checkbox"/>	DDX0832	5" Starec artic blue	Not possible with 90° front frame (DDX0222/0290)
<input type="checkbox"/>	DDX0828	5" Starec olive	Not possible with 90° front frame (DDX0222/0290)
BEARING BLOCK MARKING			
<input type="checkbox"/>	DDX0899	Bearing block cap with marking	Fill the table at the end of the document - Mounted on the left side - In CPS colour if selected
REAR WHEEL			
REAR WHEEL POSITION (distance X on the drawing)			
<input type="checkbox"/>	DDX0263	140 mm (position 1)	
<input type="checkbox"/>	DDX0264	125 mm (position 2)	
◆	DDX0265	110 mm (position 3)	
<input type="checkbox"/>	DDX0266	95 mm (position 4)	
<input type="checkbox"/>	DDX0267	80 mm (position 5)	
CAMBER OF THE CARBON AXLE			
<input type="checkbox"/>	DDX0270	0° camber	
◆	DDX0271	3° camber	
<input type="checkbox"/>	DDX0272	6° camber	Not possible with Twion adapter plate (DDX0926)
QUAD RELEASE AXLE			
<input type="checkbox"/>	DDX0909	Tetra-clip	Not with wheels with integrated hub brakes (DDX0927) ; Spinergy LXX wheels (DDX0906)
REAR WHEEL SIZE			
◆	DDX0902	24" rear wheel	
<input type="checkbox"/>	DDX0925	25" rear wheel	Only for High Performance wheels
REAR WHEEL TYPE			
<input type="checkbox"/>	DDX0915	24" Starec, cross spoked	Starec hub colourless and rim black - Hub and rim in CPS when selected
◆	DDX0908	24", 25" High performance	Starec hub black - or in CPS when selected, black rim
<input type="checkbox"/>	DDX0906	24" Spinergy LXX	Hub, rim and spokes black - CPS not applicable if choosen ; Not possible with tetra-clip (DDX0909)
<input type="checkbox"/>	DDX0927	24" Wheels with integrated hub brakes	24 silver spokes, black hub and rim - CPS not applicable if choosen Not possible with tetra-clip (DDX0909)
ALBER ADD ON KIT			
Alber antitippers need to be installed with this option			
<input type="checkbox"/>	DDX0926	Twion adapter plate	Not possible with 25" wheels (DDX0925) or 6° camber (DDX0272) - 2 ALBER antitippers included
REAR WHEEL TYRE			
<input type="checkbox"/>	DDX1011	24", 25" Schwalbe ONE	V-Guard puncture resistant (cut-resistant high-tech fiber)
<input type="checkbox"/>	DDX1013	24" Schwalbe Rightrun blue	K-Guard puncture resistant
◆	DDX1014	24", 25" Schwalbe Rightrun black/grey	
<input type="checkbox"/>	DDX1010	24", 25" Schwalbe Marathon Plus	Smartguard puncture protected (5mm thick layer of highly flexible special rubber)
HANDRIM			
◆	DDX1113	24", 25" Light Alu, grey, dist. 3 cm	Short tabs with only one hole at distance 3 cm
<input type="checkbox"/>	DDX1117	24", 25" Light Alu, black, dist. 3 cm	Short tabs with only one hole at distance 3 cm
<input type="checkbox"/>	DDX1106	24" Titanium, dist. 3 cm	Short tabs with only one hole at distance 3 cm
<input type="checkbox"/>	DDX1107	24" Titanium, dist. 4 cm	Long tabs with 2 holes at distance 3 or 4 cm, mounted at distance 4 cm
<input type="checkbox"/>	DDX1104	24" Steel polished, dist. 3 cm	Short tabs with only one hole at distance 3 cm
<input type="checkbox"/>	DDX1102	24" Supergripp, dist. 3 or 4 cm	Long tabs with 2 holes at distance 3 or 4 cm, mounted at distance 3 cm
<input type="checkbox"/>	DDX1120	24", 25" The Surge LT 30mm, dist. 3 cm	
SPOKE GUARDS			
Not possible with Spinergy LXX wheels			
<input type="checkbox"/>	DDX1200	24" Transparent	
<input type="checkbox"/>	DDX1202	24" Black kusch	

The Colour Power Set (CPS) when chosen applies on the following parts and options: Starec and High Performance wheel hubs with quick release protection, Starec rear wheel rims (except for chrome), forks, castor housing caps and starec front wheels

Rear wheel position



Comparison with the küschall K-Series seat module positions (1 is the most tippy position and 5 the least tippy one)

SAFETY OPTIONS		
BRAKES		
<input type="checkbox"/>	DDX1300	Standard brakes, lever bent
<input type="checkbox"/>	DDX1302	Performance brakes
<input checked="" type="checkbox"/>	DDX1303	Active brakes
<input type="checkbox"/>	DDX1399	Without brakes
<p style="text-align: right;">Not possible with mud guards Not possible with ST 385-410 mm in combination with rear wheel position 140mm or rear wheel position 125mm with 25" wheels Only with wheels with integrated hub brakes (DDX0927)</p>		
ANTI TIPPER		
<input type="checkbox"/>	DDX1702	Antitipper tube right
<input type="checkbox"/>	DDX1703	Antitipper tube left
<input type="checkbox"/>	DDX1704	Antitipper tube both sides
SEAT BELT		
<input type="checkbox"/>	DDX1730	Seat belt
PASSIVE LIGHTS		
<input type="checkbox"/>	DDX1710	Passive lights assembled
<input type="checkbox"/>	DDX1711	Passive lights enclosed
ACCESSORIES		
MOBILE PHONE HOLDER		
<input type="checkbox"/>	DDX1746	Mobile phone holder
FRAME PROTECTORS		
<input type="checkbox"/>	DDX1739	Front frame protectors 2 pc.
PUMP		
<input type="checkbox"/>	DDX1715	Air pump
AIRMAN		
<input type="checkbox"/>	DDX1716	AirMan
KÜSCHALL WATCH		
<input type="checkbox"/>	DDX1712	küschall watch, right side
<input type="checkbox"/>	DDX1713	küschall watch, left side
<p style="text-align: right;">Mounted in castor housing</p>		
TOOL KIT		
<input type="checkbox"/>	DDX1717	Tool kit
WHEELS BAG		
<input type="checkbox"/>	DDX1728	Wheels bag
WHEELS BAG & WHEELS KIT		
<input type="checkbox"/>	DDX1734	24" Mountain Bike wheels with bag
<p style="text-align: right;">Mountain Bike wheels and tyres with alu grey handrims ; Quick release axles included</p>		

SUPPORT FOR MEASUREMENTS / MYKÜSCHALL REQUESTS

All measurements on The KSL are similar to the küschall K-Series model to provide best and simple measurement

CUSTOMIZED MEASUREMENTS	
SB	
ST	
RH	
SHv	
SHh	
UL	
RW	
X	
USER WEIGHT	
USER SIZE	

The measurement of the rear wheel fixation (X on drawing) is done from the middle of the carbon camber axle to the middle of the backrest on a height of "rear seat-to-floor height (SHh) + 2cm, on a horizontal level.
The sideguards are fixed and mounted directly on the frame. The actual seat width corresponds to the values in the order form.

<p>DDX0899 BEARING BLOCK CAP WITH MARKING</p>	<p>Line 1 <table border="1" style="display: inline-table; border-collapse: collapse;"><tr><td style="width: 20px; height: 20px;"></td><td style="width: 20px; height: 20px;"></td><td style="width: 20px; height: 20px;"></td><td style="width: 20px; height: 20px;"></td><td style="width: 20px; height: 20px;"></td><td style="width: 20px; height: 20px;"></td><td style="width: 20px; height: 20px;"></td><td style="width: 20px; height: 20px;"></td><td style="width: 20px; height: 20px;"></td><td style="width: 20px; height: 20px;"></td></tr></table></p> <p>Line 2 <table border="1" style="display: inline-table; border-collapse: collapse;"><tr><td style="width: 20px; height: 20px;"></td><td style="width: 20px; height: 20px;"></td><td style="width: 20px; height: 20px;"></td><td style="width: 20px; height: 20px;"></td><td style="width: 20px; height: 20px;"></td><td style="width: 20px; height: 20px;"></td><td style="width: 20px; height: 20px;"></td><td style="width: 20px; height: 20px;"></td><td style="width: 20px; height: 20px;"></td><td style="width: 20px; height: 20px;"></td></tr></table></p>																				

<p>Description of the request</p> 	
--	--